



## Exhibit Preparation

Professional photographer Bruce Dart will share tips, tricks, and techniques on framing, matting, and presentation at the April 12th meeting of the Grand Canyon Photography Club. The meeting will be held at the Gmeiner Art & Cultural Center in Wellsboro, PA and begin at 7 p.m.

### PRESENTATION, PRESENTATION....THE FINISH IS WHAT COUNTS

Much like the adage for business of "Location, Location, Location," how one presents an image can make a night and day difference even with a good or great image. A good image can easily become a great image with a presentation that enhances the important features.

Years ago on a family trip to New England we stopped at Westerly, RI to view the ocean. A small restaurant/bar was advertising on their sign Lobster and Clams for a very low price. A great deal that we wanted to take advantage of. But when they brought out the meal it was on styrofoam plates with plastic knives and forks! We might have easily anticipated white tablecloths and fine china with metal silverware. Did it change the taste? I don't think so but it changed our perception of the dinner!



More than the finish on the print, how we finish our images makes all the difference. Every enhancement means we care about our work and at the same time adds value to what we present. A caveat to this is that a good presentation adds interest and value, anything that clashes or detracts from the work lessens it. If we skimp or take the cheapest way out, it can show that we don't care or

lessen the impact and value. Using whatever frame and/or mat we have on hand only works if it enhances the image we are working with. Numerous times, using a frame that does not compliment the image will take it out of contention in a show.

Of course the first step is to put our efforts into creating noteworthy images, properly exposed, technically correct and appropriately presented. Our goal is to present something we would be proud to have hanging in our homes or the home of a good friend.

In this day and age, we can create a digital mat that uses colors in the image...often easier than we can find or match a commercially available product. There are a multitude of things available in mats and frames that fit what we need. When to use glass and what kind of glass is another consideration that could also have an impact. We will cover that. Metal frames, wood frames, custom or "ready made" and how to assemble them will also be covered.



*continued next page*



**Grand Canyon**  
PHOTOGRAPHY CLUB



*A mat with a filet and frame*



*Digital mat, archival paper mat in a black metal frame*



*A white digital mat inside a black wooden frame*

Take your work to the next level and be ready to enter the summer show.

Photographer Bruce Dart has been owner of the Photos by Dart portrait studio in Mansfield for the past 40 years and more recently has devoted more effort to creating Landscape and Fine Art images.

In 1986, the Professional Photographers of America, PPA, recognized him in as a Certified Professional Photographer, CPP, and as a Craftsman Photographer in 2003. Winner of many photo awards, he is the only five-time winner of the Northeast Pennsylvania Professional Photographers Association's (NPPPA) DePiante Photographer of the Year award.

Bruce has been a member of GCPC since it was founded and is a past president. He is currently president of the Northeast PA Professional Photographers Association, is Commandeer of the Austin-Cox American Legion Post in Mansfield, and an officer in the Mansfield VFW Post.



*All images in this article*  
©Bruce Dart

### In This Issue

President's Message	pg. 3
Club Business	pg. 4
Treasurer's Report	pg. 4
March Mtg. Minutes	pg. 5
Exhibit Guidelines	pg. 6
Programs, Themes, & Mystery Macro	pg. 7
"Camera Equipment" Images	pgs. 8






## PRESIDENT'S MESSAGE

### THINGS ARE NEVER THE SAME

When you go back to a place where you've captured images before, I believe that you can't make a duplicate. There will be many obvious differences. There will be changes in lighting, seasons, moods, and physical appearance. Here is an example of how lighting can change your results. The right image was captured just after the sun set. The image on the left, early evening while the sunlight was streaming by overhead. In the summer I like to drive over to Stony Fork for some peace of mind – and to capture some creek, rock, and forest images.

Mother nature is always busy! In the double image below, you should look at the waterfall. The water flows past the boulder first on one side and then on the other. The two images were captured in different seasons, too. The



images were shot in Goodall Hollow approximately six months apart.

And maybe the largest difference will be the photographer. We aren't the same person today that we were yesterday. Hopefully our skills have been developing. Get out and shoot, shoot, shoot which might be another way of saying practice, practice, practice!

Paul

*All Images this page  
©Paul Bozzo*



## Club Reminders Critique Submissions

Please resume sending critique submissions to Mia at [mialisa1957@gmail.com](mailto:mialisa1957@gmail.com). Follow the guidelines we have always used, i.e. 1024 or 2048 pixels on the long side and one submission per critique. Remember to put your name in the file name, e.g. anderson\_tulips.

Thank you for your continued support of GCPC.

### The Grand Canyon Photography Club

#### 2022 Officers:

President: Paul Bozzo

Vice President: Travis Snyder

Treasurer: Gary Thompson

Recording Secretary: Vacant

Corresponding Secretary:  
Sharon Connolly

#### Directors:

2021-2022:

Mia Anderson, Med Barton

2022-2023:

Bob Bair, Linda Stager

#### Committee Chairpersons:

Newsletter: Mia Lisa Anderson

Membership: Gary Thompson

Exhibits: Bruce Dart

Website: Mia Lisa Anderson

Publicity: Lonny Frost

For more information, please  
contact:

Paul Bozzo - E-mail:  
[president@gcphotoclub.org](mailto:president@gcphotoclub.org)

#### Treasurer's Report

Beginning Balance	\$2,220.40
Cash IN	
Dues (for 2022)	\$115.00
Cash OUT	
Bank Fee	\$3.00
Ending Balance	\$2,332.40
Respectfully Submitted	
Gary Thompson, Treasurer	



## GCPC March 8, 2022 Minutes

This month's meeting was held at the Allen Hall building at Mansfield University. Eleven members were present.

President Paul Bozzo started off the meeting with presenting the minutes from the last meeting. Bruce Dart motioned the minutes be accepted and Will Slotter seconded the motion. Minutes were unanimously accepted. Gary Thompson gave the treasurer's report.

Paul briefly discussed the photo show in June. You may enter up to 5 prints in the show. Delivery date of the photos is June 6 & 7 at the Gmeiner. June 10th will be the opening date of the show. If you are submitting photos of people make sure you have written permission to display the photo. Even if they are your grandchildren, you should have the parents' consent.

After the brief meeting, Martha Campbell, a professor at MU gave a presentation on how to get your photos into photoshop and perform some basic editing functions and adjustments on exposure.

She stressed that photos should be 300dpi and 8x12 (portrait) or 12x8 (landscape) for printing. She also went over how to make a composite for critique. She provided two handouts to those that attended.

Gary Thompson provided this month's critique. Only 5 photos were submitted.

Respectively submitted,

Diane Cobourn  
Past President



©Mia Lisa Anderson





## 2022 GCPC Gmeiner Exhibition Guidelines

- All entries MUST be framed in either a black or white frame INCLUDING prints on metal, canvas, or other material.
- Images may be color OR black and white.
- Entries must be wired and ready to be hung. Remember that a poor presentation will detract from your photograph.
- Entries must not have been hung at the Gmeiner before. Images must be no older than 3 years old.
- Each member may submit up to 5 images. Every member who submits will have at least one photograph accepted to be hung at the exhibit.
- Entry fee is \$5 per image to cover expenses.
- Maximum-framed image size is 28" on the longest side.
- Members must be in good standing as of the March 8th meeting in order to participate.
- An artist statement for each photo must accompany all entries. Check the example below.
- Mats are optional. If a mat is used, then the participant may choose whatever color mat or border they want.
- The show will be judged by two judges provided by the Exhibition Committee.
- The show will consist of 5 categories: Nature, People, Things, Travel, Creative Manipulation
- Awards will be given for 1st, 2nd, and 3rd in each category.
- A Best of Show Award will also be given.
- The Gmeiner keeps a 20% sales commission on all sales.
- Drop off (at the Gmeiner) dates and times: Monday, June 6 – 6 pm to 8 pm and Tuesday, June 7 – 9am to 12 noon.
- Judging Tuesday, June 7 afternoon or evening OR Wednesday, June 8 morning.
- Hanging Wednesday, June 8 OR Thursday, June 9.
- Opening Reception is Friday, June 10, 2022 from 6 p.m. to 8 p.m.
- 

### Example of an Artist's Statement:

NAME OF PHOTO : PRICE OF PHOTO

There is a pond/swamp on the left side of the road heading into Hills Creek. I always think there should be a heron or some geese there to photograph, and I find myself searching the area every time I pass by. This time there was no wildlife, but the colorful fall leaves reflected in the water made it worth stopping.



## GCPC 2021 Calendar of Events

Meetings are at 7 p.m. on the 2nd Tuesday of every month  
at the Gmeiner Art & Cultural Center unless otherwise noted

### Mini-Solo Shows at the Native Bagel, Central Avenue, Wellsboro:

April 2022: Bruce Dart

May 2022: Paul Bozzo

June 2022: Kelle Johnson

July 2022: Open

August 2022: Hilary Osborne

**The Warehouse Theatre: Various Members**

### Programs and Themes:

April 12, 2022: Basic Framing, Matting, & Presentation Tips and Tricks, presenter Bruce Dart. Critique: Post Processed Image

April 2022: Gmeiner Atrium Exhibit by Paul Bozzo.

May 10, 2022: Business Success, presenter TBD. Critique: TBD

June 10, 2022-Opening Reception for GCPC Exhibit.

June 14, 2022: Walkabout or Outing at Ann's. No Critique

July 12, 2022: Hike Led By Paul. No Critique

August 9, 2022: Rail Trail Outing. No Critique

Please contact Bruce Dart at [bdphoto@ptd.net](mailto:bdphoto@ptd.net)  
if you are interested in displaying your photos at  
the Native Bagel or if you have images suitable  
for display at the Warehouse Gallery.

## Mystery Macro



How observant are you?

What is this? Send your  
guess to:  
[mialisa1957@gmail.com](mailto:mialisa1957@gmail.com)

Mystery Macro  
images kindly  
supplied by  
Jan Keck



No Correct  
Guesses:  
Flower






## Critique Theme: *Show Off Your Camera Equipment*



©Mia Lisa Anderson



©Paul Bozzo



©Kelly Roundtree



©Bruce Dart



©Travis Snyder