

GCPC Takes to the Air

Grand Canyon Photography Club member Gary Thompson will present tips and techniques for photographing an Airshow at the October 12th meeting. The program will begin at 7 p.m. at the Gmeiner Art & Cultural Center in Wellsboro, PA.

Gary has been a member since 2006. He is on the board of directors and has been GCPC treasurer since 2007.

Retiring from his architectural and engineering firm in 2020 he still provides corporate photography of architectural and engineering projects for use in the firms' publications and marketing materials.

An avid motorcyclist, Gary is a staff photographer for the Harley Rendezvous Classic, an annual motorcycle rally hosting thousands of bikers. As a result, he has had many of his photographs published from this event, in various promotional media and magazines. Gary has completed other magazine and billboard assignments for Harley Davidson as well.

Airshow photography topics to be discussed include:

- Camera Lenses
- General Equipment
- Camera Settings
- Location and Positioning
- Composition/Perspective

Gary previously presented Architectural Photography and Concert Photography along with providing many image critiques at GCPC monthly programs.



*All Images this Page
©Gary Thompson*

In This Issue

President's Message	pg. 2
Club Business	pg. 3
September Meeting Minutes	pg. 4
Herons vs. Egrets	pgs. 5-6
GCPC Flashback & Treasurer's Report	pg. 7
Programs, Themes, & Mystery Macro	pg. 8
Member Images	pg. 9



PRESIDENT'S MESSAGE

Well, here we are in the last quarter of 2021! Time is just flying by. I hope everyone has been well and getting out and about.

Last meeting was pretty small. I could hear echoing in the Gmeiner it was so bare. I hope it was just because everyone was very busy and couldn't make it. It is now highly recommended that everyone wear a mask inside the Gmeiner. Not required yet but recommended, even if you have been vaccinated.

We voted to accept all the bylaw changes that had been proposed over the last few months at meetings and in the newsletter. They were unanimously approved!

We also discussed the nominations of officers coming up and the impact it will have on the club if no one steps up. Nominations will have to be in by the next meeting and we will vote on them at the November meeting.

Mia gave a great presentation on still life and truly has it down to a science. I hope everyone will challenge themselves and try to get a still life done and in for critique before the next meeting. Mia will do our critique for October.


Gary Thompson will be presenting on Air Shows. This will also help you with getting good shots of things moving through the air, like birds. I can't wait to hear it.

I will be holding a meeting of all officers and board members to brainstorm about next year's programs. The Photo Show is scheduled for June. Please send all your ideas to me soon at nhrose76@gmail.com. Every topic will be considered. Fresh ideas are what we need.

I look forward to seeing you at the next meeting.

Get out and get clicking.

Diane



*All Images This Page
©Diane Cobourn*



Club Reminders Critique Submissions

Please resume sending critique submissions to Mia at mialisa1957@gmail.com. Follow the guidelines we have always used, i.e. 1024 or 2048 pixels on the long side and one submission per critique. Remember to put your name in the file name, e.g. anderson_tulips.

Thank you for your continued support of GCPC.

For Sale

A photographer's vest, size Men's Medium. It has loads of pockets for carrying lenses, filters, etc. Asking \$20. Contact Mia if you are interested or want more information.

The Grand Canyon Photography Club

2021 Officers:

President: Diane Cobourn

Vice President: Vacant

Treasurer: Gary Thompson

Recording Secretary: Paul Bozzo

Corresponding Secretary:
Sharon Connolly

Directors:

2021-2022:

Mia Anderson, Med Barton
2020-2021:

Nancy Bickham, Linda Stager:

Committee

Chairpersons:

Newsletter: Mia Lisa Anderson

Membership: Gary Thompson

Exhibits: Bruce Dart

Website: Mia Lisa Anderson

Publicity: Lonny Frost

For more information, please
contact:

Diane Cobourn - E-mail:
president@gcphotoclub.org



GCPC Meeting Minutes September 14, 2021

Carrie Heath, the new Gmeiner director spoke first. She introduced herself. She has an Art History undergraduate degree and a Masters in Education. Carrie asked all present to wear masks. She would be happy to hear any ideas for exhibits or events.

Gary Thompson gave the Treasurer's Report. The club has a balance of \$2,260.

President Diane Coburn addressed us first with the changes in the by-laws. These can be found in the Newsletter. Ann Kamzelski made the motion to accept the changes; Gary Thompson seconded. The motion passed.

Bruce Dart asked for photograph donations for a silent auction that will raise money for Hamilton-Gibson.

Mia Lisa Anderson presented the program "The Art of the Still Life." She favors food and beverage photography. Many forms of still life photography have these advantages:

1. Not dependent on location.
2. Not dependent on weather or time of day.
3. The photographer has control of all aspects/elements.

Mia uses many lighting aids: strip box, soft box, snoots, diffusion material, white or black cards.

She is conscious of the mood she is creating, e.g. dark and moody or light and airy.

Composition considerations: odd number of elements, leading lines, thirds/horizon line, action.

Camera angles: straight on, $\frac{3}{4}$ view, overhead.

A tip on cloning – maybe set the cloning tool at 20% opacity to slowly achieve the results you want.

Mia shared many of her superb images. She recommended "The Bite Shot" as a good YouTube channel if you are interested in food photography.

Ann Kamzelski led the critique on insect photographs. She treated us to her changes that might improve some of the images.

Respectfully Submitted,

Paul Bozzo

Corresponding Secretary



Herons vs. Egrets by Ann Kamzelski

I spend my winters in Cedar Key, Florida. We have lots of wading birds that also spend their winters there. I have often wondered why some of these birds are called egrets and others herons when they seem so similar to each other. So, I decided to do some research to figure out this puzzle.

There are eleven egrets and herons that live in Florida. They are:

- Great Blue Heron
- Tri-colored Heron
- Little Blue Heron
- Black-crowned Night Heron
- Yellow-crowned Night Heron
- Little Green Heron
- Great White Heron (white phase of the Great Blue found in southern Florida)
- Great Egret
- Snowy Egret
- Reddish Egret
- Cattle Egret

First, let's see how they are the same. Both egrets and herons belong to the Ardeidae family. Both are long-legged birds with medium bodies. They all have long necks and long pointed bills. They are wading birds that are carnivorous. But wait! Cattle Egrets aren't wading birds. They spend their time around (what else) cattle. And so, the confusion begins.

Okay, let's see what I discovered as the differences in the two birds.

- Herons are larger than egrets.
 - ◊ Except for the Great Egret which is just smaller than a Great Blue Heron and much

larger than all the other herons. Also, the Green Heron is smaller than the egrets.

- Egrets are white, while herons are colored.
 - ◊ Apart from for the Reddish Egret which is (you guessed it) reddish and the immature Little Blue Heron which is white. There is also a white phase of the Great Blue Heron, sometimes called the Great White Heron.
- Egrets have black legs and yellow beaks.
 - ◊ However, the Reddish Egret has grey legs and a pink bill with a black tip. The Cattle Egret has yellow legs and the Snowy Egret has a black bill, so that isn't logical.
- Egrets have beautiful nuptial plumes.
 - ◊ Here is something that makes sense. Yes, the white egrets have beautiful breeding plumes that were cherished in the 19th and 20th centuries causing them to be categorized as endangered.
- Herons have heavier beaks than egrets.
 - ◊ Have you checked out the beak on the Cattle Egret?
- Egrets have yellow eyes.
 - ◊ Yes, they do, but so do Great Blue Herons and Little Blue Herons.
- Egrets are herons
 - ◊ Finally, something I can relate to. Yes, egrets are herons, but herons are not egrets.

So, in conclusion, I have no idea why someone decided to call some of the herons egrets. I hope that clarifies things (I'm still confused).



Grand Canyon
PHOTOGRAPHY CLUB

Herons vs. Egrets *continued*




Reddish Egret



Black-crowned
Night Heron



Cattle Egret



Great Blue Heron




Great Egret



Great
White
Heron



Green Heron



Immature
Little Blue
Heron



Little Blue Heron



Snowy
Egret



Tri-colored Heron



Yellow-crowned
Night Heron

All Images pages this page ©Ann Kamzelski

Grand Canyon PHOTOGRAPHY CLUB

GCPC Flashback

Over the years, programs for October have included such topics as Fall, Snakes & Lizards, Portraits, Digital B&W, Water, Birds, Bees, and Butterflies, Shutter-speed, Painting with Light, Lightroom Basics, Architecture, and Drone Photography.

Critiques for October have included Architecture, Textures, Rocks, Pets, Fall Foliage, Emulating Tony Sweet, Before & After, Travels, Self-Portraits, Crisp, Leaves, Red/Yellow, Past its Prime, Ruins, the Great Outdoors, and Summer Favorites.

GCPC 2017 Calendar of Events
Meetings are at 7 p.m. on the 2nd Tuesday of every month, at the Glenair Art & Cultural Center unless otherwise noted.

Mid-sole Shows at the Native Angel, Central Avenue, Wallbridge
October - Wolfman John
November - Sandy Four
December - Mia Lisa Anderson

The Warehouse Theatre Various Members
Paul Bazz, Linda Stage,
Bruce Dart, Bernadette Chiracotte

Please contact Bruce Dart at bdart@glencan.org if you are interested in displaying your photos at the Native Angel or if you have images suitable for display at the Warehouse Gallery.

Upcoming Programs
October - Bob Stoffregen Lightroom Basics
November - Mia Lisa Anderson An Introduction to Social Media for Photographers
Critique - Your Best Shot (not favorite) one in which the photographer set out to capture a certain image and he/she feels she did it well - composition, exposure, lighting, etc.
December - Annual Party and Slide Show of Year's Favorites

What is that? Send your guess to bdart@glencan.org

Mystery Macro
How observant are you?

Three Correct guesses
David Ralph
Al Quimby
Justin Giddings

©Jan Keck

Lincoln's eye,
Mount Rushmore

October 2017 issue

THE GRAND CANYON
PHOTOGRAPHY CLUB

NEWSLETTER

VOLUME 15, ISSUE 10 (October 2017)

Back to Basics What You Always Wanted to Know About Your Camera

For the October 13 meeting of the Grand Canyon Photo Club, it's "Back to Basics." For the program only, we will be meeting at the Warehouse Theatre at 3 Central Avenue in Williams. Beginning at 7 pm, several of the more advanced photographers will attempt to answer questions for those who haven't quite figured out that equipment. The public is welcome at the end of GCPC meetings. Club members are encouraged to not only bring their camera and instruction manuals but to submit their questions ahead of time to bdart@glencan.org. "We all learn from each other," said club president Bruce Dart, "and it is all too easy to assume that everyone knows that when often they don't. It is very helpful among a group of 35 or more photographers that someone in the group has found a new button to get the camera to do something you did not know was there."

Some photographers may use camera features on their cameras but might not be sure where to find that function on other cameras, so bringing your camera manual along is a VERY important. Since the focus of the program is also somewhat limited, it is important to find in questions ahead of time.

We will try to answer as many questions as possible for any number of camera members have.

Photo by Bruce Dart

Anderson suggested that people send in one or two things they would like to know or if there is a particular type of photo that they would like to take but don't know what setting would work best, we can help with that.

In addition to Dart, Karmali, and Anderson, several other club members will likely be on hand to help including Ken Meyer, David Ralph, and Gary Thompson.

"The aim of the club is not only to learn but to have fun," Dart stressed. "This isn't how you are continually confused by something. Hopefully, this program will clear up some of those items. Some have said that camera manuals appear to have been written in Greek or maybe that is 'greek.' A team of this will attempt to put that in everyday language that is usable."

President's Message	2	Ann. section	4	Mystery Macro	12
September Minutes	5	September Critique	5	GCPC Calendar of Events	13
Resident's Report for September	2	Calendar Head Trip	12	October Meeting at a Glance	13
Issue About the Cover Photo	3	Wallbridge	12		

October 2015 issue

The Grand Canyon Photography Club

VOLUME 17 ISSUE 10 October 2017



©Kenneth Meyer
"Niagara - Blue"

INSIDE:
About the Banner Photo - 5
President's Message - 4
Minutes/Treasurer - 6
Ann-ecdotes 7-8-9
Mystery Macro 13
Members' Photos
6, 10, 11, 12, 14

October 10 Program: "Step Inside Lightroom" with Bob Stoffregen

Years ago, photography meant you needed to wait for developed prints or slides to come back from the corner drug or camera store. I remember my dad sending out roll after roll of Kodachrome slide film shot on his old Argus only to wait for the small yellow boxes to return full of mounted transparencies. Or if you were serious about the craft, you had your own darkroom somewhere down in the basement or in my case, a corner of the garage. Darkrooms were just that...dark, cool places with funny colored lights to see by and smelled of vinegar. But like everything else, technology has a way of taking us further, faster, better, more. All at a cost, of course.

Enter, modern digital photography. Modern cameras are incredible pieces of engineering. Anyone can call themselves a photographer these days with today's cameras. Auto everything...auto focus, auto exposure, shutter release rates of up to ten frames per second and above...it's amazing. Double exposures, high quality video, the list goes on and on. They even process the image for you, applying built in presets that add your chosen picture qualities. Portrait, vivid, landscape, nightscape...are all presets that come to mind that one can choose to "develop" their image and save it to the memory card for later retrieval and a trip to Walmart to be printed. That's the cost I speak of above and not the cost of the prints. If we allow, modern technology robs us...or "costs" us our creative juices by handling the most important part of photography. The very part we have spent a ton of money on to capture in the first place. The final image. Personally, I don't want the camera deciding for me how the final image looks when printed. As good as cameras are, I want the final say in my image.

Photoshop and Lightroom use the exact same editing engine so the basics are the same between the two programs. The layout is a bit different and Lightroom has a few unique features.



©Bob Stoffregen "Creekside"

I will demonstrate how and why I feel Lightroom is the better choice for beginners wanting to take control of their images and expand their creativity. As an FYI, one of the biggest selling points of Lightroom is its powerful organizing and cataloging ability. I don't use it in that way. I have my own simple method I use to organize images. It's the way I started and it works for me.

Treasurer's Report

Beginning Balance	\$2,260.76
Cash IN	
Dues (for 2022)	20.00
Cash OUT	
Bank Fee	\$3.00
Ending Balance	\$2,277.76
Respectfully Submitted	
Gary Thompson, Treasurer	



GCPC 2021 Calendar of Events

Meetings are at 7 p.m. on the 2nd Tuesday of every month
at the Gmeiner Art & Cultural Center unless otherwise noted

Mini-Solo Shows at the Native Bagel, Central Avenue, Wellsboro:

October: Diane Cobourn

November: Linda Stager

December: Mia Lisa Anderson

Programs and Themes:

October 12, 2021: Photographing Air Shows presented by Gary Thompson. Critique: Still Life

November 9, 2021: Using Layers presented by Paul Bozzo. Critique: Things in the Sky


December 14, 2021: Member Slideshow.

The Warehouse Theatre: Various Members

Please contact Bruce Dart at bdphoto@ptd.net
if you are interested in displaying your photos at
the Native Bagel or if you have images suitable
for display at the Warehouse Gallery.

What is this? Send your
guess to:
mialisa1957@gmail.com

Mystery Macro
images kindly
supplied by
Jan Keck



Mystery Macro


How observant are you?

1 Almost Correct
Guess:
Baseball Field
Judith Giddings
Right idea, wrong
location



*Dyersville, Iowa...Field of
Dreams.*


Insect Critique Images



©Mia Lisa Anderson




©Bob Bair




©Bob Clarson



©Diane Cobourn



©Ann Kamzelski




©David Ralph



©Curt Sweely



©Mary Sweely



©Linda Ralph