

# The Grand Canyon Photography Club



VOLUME 19, ISSUE 8~ August 2019

**INSIDE:**  
President's Message pg. 6,7  
Banner Photo pg. 8  
Minutes/Treasurer pg. 9  
Outing Photos Pg 9-12, 14-16  
Calendar/Mystery Macro pg. 13  
Show News 16,17



©Ann Kamzelski  
"Pencils"

## TAKE A HIKE (With Paul Bozzo August 13)

Far from an admonition to "go away," the GCPC literally plans a hike in the woods for its August 13 meeting with member Paul Bozzo, artist and landscape photographer.

**The group will meet in two places: in Wellsboro in front of the Green Free Library and at Photos by Dart, 83 East Main Street in Mansfield at 5:45, a bit earlier if possible. Groups will leave promptly at 6 pm in order to arrive at the parking area on Landrus Road at 6:30. (See note with phone numbers below.)**

**IT WILL BECOME DARK ABOUT 8:30 WHEN WE SHOULD BE OUT OF THE FOREST!!! It would be a good idea to pack a small flashlight with your gear.**

The last few years I have strived to be in the middle of creeks, up on rock formations, and hiking up and down narrow paths. I am happy that I still have the physical health to walk steep grades, climb over fallen trees, and balance on slippery, mossy rocks. If you want to get out, first you need sturdy footwear. I use Muck boots with micro spikes year-round.

(For our hike, you will need waterproof boots that will get you through probably 4" of water.) My boots afford some protection from snakes and keep my feet dry when wading in the creeks. I use 40% deet bug spray to discourage ticks and pesky bugs. I wear long pants winter, spring, summer, and fall. (tee shirt on warm days) I wear a hat. I also leave a hand-drawn map at home of where I'll be, just in case I don't return when planned.

**(Continued next page)**



©Paul Bozzo "Lick Crick Falls"

*"Maybe you like landscape photography and maybe you want to improve your results and skills? I subscribe to the idea that you must 'get out there!' There are many beautiful places that can be found and captured by driving around Tioga County."*

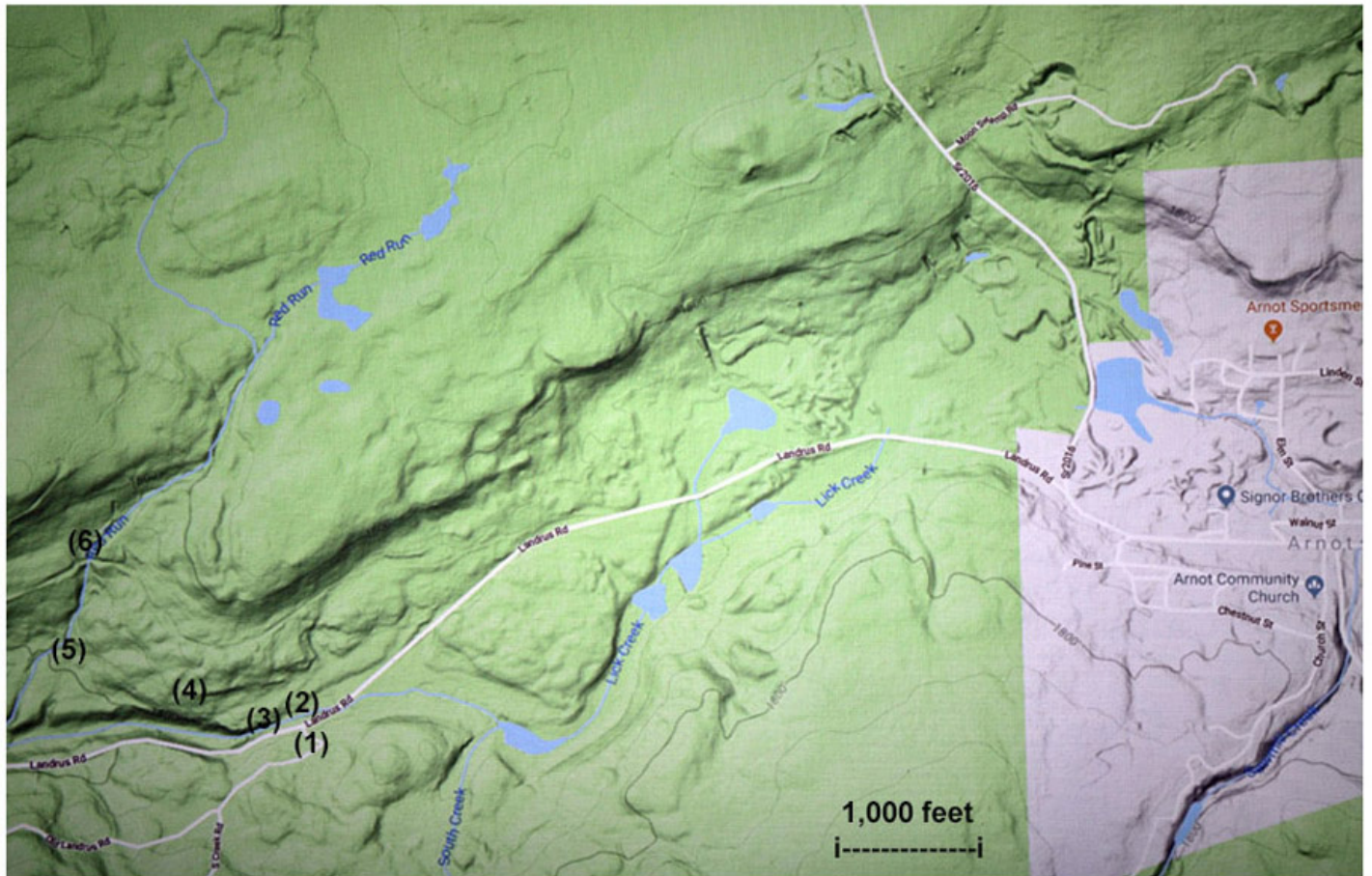
Paul Bozzo



**Paul Bozzo cell 570-404-3154 ; Bruce Dart cell 570-404-8096**

## Hike (continued)

17 miles to Wellsboro



1. parking for 6 - 8 cars

2. small falls

3. large falls

4. large rocks

5. stone bridge abutments

6. large cascade

green - Tioga State Forest land

gray - private land

old logging road from 1 to 5 - 1/2 mile

I only explore our public lands, the Tioga State Forest. In Tioga County, the forest is vast and the opportunities are many. I consult Google Maps, first, to know what is public land and what is not; second, to find creeks and other features to explore.

Some examples are McIntosh Hollow, Mills Creek, Rattlesnake Run, Coon Creek, and Boone Run. When I am out in the forest, I keep my eyes open in the hopes of discovering other places that look fun to explore. I discover some possibilities by word of mouth.

We will begin one mile down the Landrus road. If you are interested, you might check Google Maps on your smartphone or your computer. First find Arnot, PA. Second find the Landrus Road. There is a gentle path through some small trees, about 100 yards long, to the first falls (2 on the map).

(Continued next page)



## Hike (continued)



The larger falls (3) on Lick Crick have a bit of a drop to navigate, seen in the upper right-hand corner of the image. I sit on my butt and drop about 3 feet. The banks are somewhat steep. This is not for everyone, but some might want to photograph here before they begin the hike.

**Photos ©Paul Bozzo**



**Our hike will take us to Red Run. The old logging road should provide a pleasant journey of about 1/3 mile. There are a few fallen trees to step over and some saplings to get through. The footing is fairly smooth. This is a late winter image.**

**Continued next page**



## Hike (continued)

**Bruce photographing on the stream, right, and the view of the falls he was looking at, below.**



**Photos © Paul Bozzo**

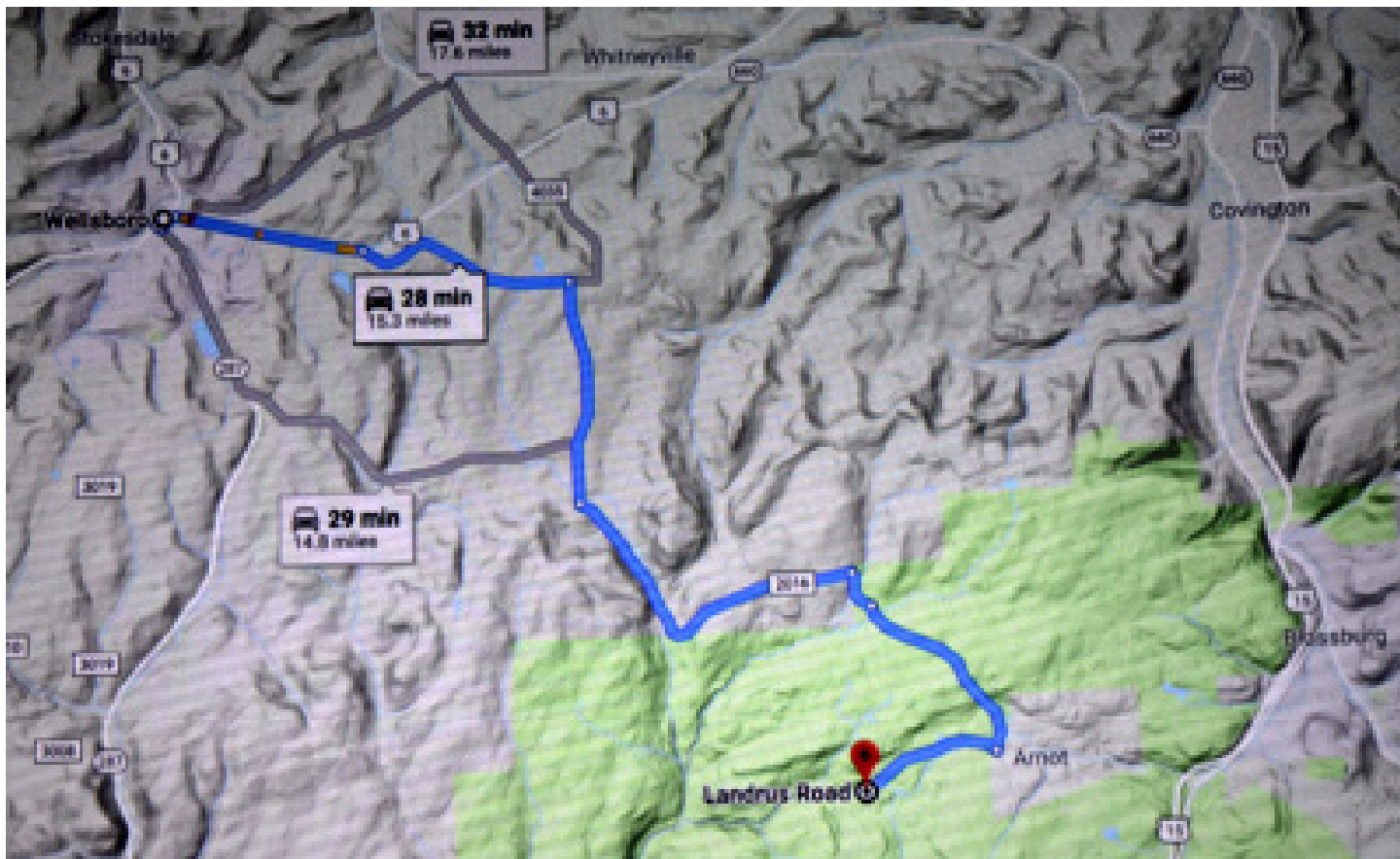


**Paul at work in the stream**




## A Hike in the Woods with Paul Bozzo

There are many photo opps on the hike of about 3/8 of a mile. The best way to reach the old logging road / hiking trail is to cross the creek - and it's very easy if the flow is low or moderate!. If the flow is high, we would have to walk to the old logging road through wet, soggy ground. Either way boots are necessary.



Lots of trees, roadway, and large rocks to photograph on the planned hike. “Water won’t be our only subject,” Paul notes. “There are two waterfalls where we will start our hike.”



Here are two levels of flow on the smaller of the two falls - who knows what we will encounter. ©Paul Bozzo





## PRESIDENT'S MESSAGE

This spring and summer is a bit of change of pace: excursions in the great outdoors of Tioga County. We scheduled three meetings in a row in the great outdoors rather than sitting in chairs at the Gmeiner. Two down, and one to go. Our third and last excursion on the night of the August meeting will be with renowned, prize winning, outdoors photographer Paul Bozzo. **Note the earlier times (page 1) and prompt caravan departure at 6 pm to a special stream off the Landrus Road to do photos with Paul.** His photos of these streams have sold several copies at his last show at the Gmeiner, and they regularly garner praise online. We return to the Gmeiner in September for a special meeting with Jim Montanus, renowned photographer from Rochester, NY

Club excursions for group photo shoots can be and have been great. Great opportunities for a great photo. Great opportunities to learn something from another person's taste, or technique, or suggestions, or for us to do the same for them. And, they are just great opportunities to hang out informally with other people who share your own passion for photography. Ann Kamzelski's house, fields, and her special set-ups provided a wonderful chance for great photos and great camaraderie.

A few of our excursions have been right around the Boro, down the street from the Gmeiner. We did that for our July meeting. Tripods and big black cameras surrounded Wynken, Blynken and Nod. Afterwards, most returned to the Gmeiner for snacks, and some extended conversation, not worrying about getting back to the rest of the meeting. I enjoyed that part the best myself.



Only a few times have we gone farther than Ann's as a club. Ken Meyer has taken groups out to Asaph and other wild places in the spring to find the very first shoots and early flowers, but usually on the weekend rather than as a club meet. A great time each time, myself taking portraits of a young porcupine in Asaph the last time we went out. (If you ask me really nicely sometime, and if you buy the beer, I'll tell you of the time when I had porcupine quills removed from my scalp in the ER.)

©David Ralph "Walkabout, Never been photographed"

(Continued next page)



## **President's Message (continued)**

But one of the earliest club photo excursions which I remember took place on a Saturday, in October 2008, and it did not go so well for my group interaction. We were all to meet at the Native Bagel and leave from there, to go somewhere in the boonies to photograph morning fall color. But, Linda and I were late, exhausted as was she driving down 360 miles from northern Lake Champlain the night before. And, we did not know where the group went from the Bagel. So, instead we went to Leonard Harrison lookout. There was a lovely, lingering fall fog, with beams of a very bright sun piercing through. Great for photos, lousy for socialization because we did not know where it was. She had my old Nikon D70s and its surprisingly good kit lens; it was set up to be a point and shoot camera. Linda is art trained, since childhood, but she does not want to know anything about camera technology. She shot some sunbeams which her eye caught shining through the brush; there were sunbeams everywhere in the fog at Leonard Harrison that morning. Linda's photo was good for the second prize landscape photo in Club exhibit, and it hangs today on our living room wall. I, as usual, was skunked.



**©David Ralph "Waterlillies, Hill Creek State Park"**





The Grand Canyon Photography Club  
[www.gcphotoclub.org](http://www.gcphotoclub.org)



## The Grand Canyon Photography Club

### 2019 Officers:

President: David Ralph

Vice President: Diane Cobourn

Treasurer: Gary Thompson

Recording Secretary: Paul Bozzo

Corresponding Secretary:  
Sharon Connolly

### Directors:

2018-2019:

Nancy Bickham, Linda Stager

2019-2020:

Mia Anderson, Med Barton

### Committee Chairpersons:

Newsletter: Bruce Dart

Membership: Gary Thompson

Exhibits: Bruce Dart

Website: Mia Lisa Anderson

Publicity: Lonny Frost

For more information, please  
contact:

David Ralph -

E-mail: [president@gcphotoclub.org](mailto:president@gcphotoclub.org)

## About The Banner Photo



©Ann Kamzelski "Pencils"

This was one of the "stations" Ann set up for the annual GCPC outing are her place. Lots of fun and awesome learning opportunities there. Thanks Ann

"The pencils were in a clear glass dish that was sitting on a light table," Ann explained. "I then poured seltzer water over them which caused the bubbles to form. I had to put a rock on the bottom of the pencils to keep them from floating. Finally, I had a daylight lamp illuminating them from the top."

She exposed at F 8, 1/90 at ISO 400 with her 10-20mm lens set at 20mm, using her Canon EOS 80D.





The Grand Canyon Photography Club  
[www.gcphotoclub.org](http://www.gcphotoclub.org)



## June 11, 2019 GCPC Meeting

Outing at Ann's, no Minutes



Dishes to Pass

Photos©David Ralph



Hillary Intent on an Image

### July 2019 Treasurer's Report

Begin balance \$ 1618.46

Cash In \$0

Cash Out \$ 3.00 (Bank fee)

End Balance \$ 1615.46

### GCPC Treasurer

Gary Thompson

285 Owen Hollow Road

Big Flats, NY 14814

### 2019 Dues

Individual: \$20. Family: \$35.



Phone takes Phone





## Outing at Ann's

Photos ©David Ralph



**The Drone Stare**



**Gary is Looking At You**



**Returning from the Pond**



**Med Barton checks his setting, above, Gary Thompson demonstrates his drone, left. Continued next two pages.**





The Grand Canyon Photography Club  
[www.gcphotoclub.org](http://www.gcphotoclub.org)




**Ken and Karin ready for Alaska**

**Photos © David Ralph**

**Columbine attract male Ruby Throat Hummer**



**Human Lightstands You Pick 'em**



**Light on a Pendulum**





**Drone Images ©Gary Thompson**







## GCPC 2019 Calendar of Events

Meetings are at 7 p.m. on the 2nd Tuesday of every month  
at the Gmeiner Art & Cultural Center unless otherwise noted.

### Mini-Solo Shows at

#### The Warehouse Theatre: Various Members

Paul Bozzo, Linda Stager, Medford Barton, Bruce Dart

#### Native Bagel, Central Avenue, Wellsboro

**AUGUST - Stephanie Mattison**

**SEPTEMBER - Sandy Foor**

**OCTOBER - Diane Cobourn**

**NOVEMBER - Suzan Richar**

**DECEMBER - Paul Bozzo**

### Programs and Themes:

**August 13: Hiking Outing led by Paul Bozzo. No Critique**

**September 10: Jim Montanus**

**No Critique**

**October 8: Using Drones presented by Linda Stager & Gary Thompson. Critique: Outings**

**November 12: Lightroom and Travelogue presented by Ken Meyer. Critique: Halloween**

**November: Biennial GCPC Member Exhibit at the Gmeiner.**

**December 10: Annual holiday party & slideshow of member images.**

Please contact Bruce Dart at [bdphoto@ptd.net](mailto:bdphoto@ptd.net) if you are interested in displaying your photos at the Native Bagel or if you have images suitable for display at the Warehouse Gallery.

What is this? Send your  
guess to [bdphoto@ptd.net](mailto:bdphoto@ptd.net)

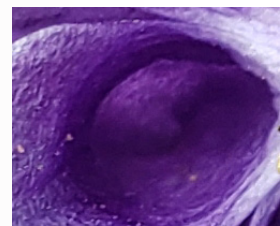


©Jan Keck


## Mystery Macro

**How observant are you?**

No correct guesses  
Send your guesses to  
[bdphoto@ptd.net](mailto:bdphoto@ptd.net)



©Jan Keck







Grand Canyon  
PHOTOGRAPHY CLUB

The Grand Canyon Photography Club  
[www.gcphotoclub.org](http://www.gcphotoclub.org)




## WALKABOUT WELLSBORO JULY 9



©Med Barton



©Lyn Barton



©Medford Barton



©Lyn Barton

Continued Next Page

**August Meeting At a  
Glance**

**A Hike in the Woods  
with Paul Bozzo**




## Walkabout (continued)



Photos ©David Ralph







**Walkabout Photos ©Greg Starner**

## **Grand Canyon Photo Club Show (November) News**

### **Show Theme: Let There Be Light**

The GCPC will hold their Photo Show/Exhibit 3-24 November at the Gmeiner in the Main Gallery. There will be a reception on opening day Sunday, November 3 from 2 to 4 PM. It will end on Sunday, November 24 at 5 pm. The Gallery hours are 2-5 PM Wednesday-Friday and 11-5 Saturday and Sunday.

The show committee has finalized the criteria for the show and it will be as follows:

1. All entries **MUST** be framed in either a black or white frame, even prints on metal, canvas, or other material.
2. Mats are optional. If a mat is used then the participant may choose what color mat or border they want. This allows entrants to express themselves.
3. Images may be Color or Black and White.
4. Entries Must be wired and ready to be hung;
5. Entries Must Not have been hung at the Gmeiner before.
6. Each member may submit up to 3 images. Every member who submits will have at least one photograph accepted to be hung at the exhibit.
8. Entry fee is \$5 per image to cover expenses.
9. Maximum-framed image size is 28" on the longest side.
10. Members must be in good standing as of Aug 15 2019 meeting in order to participate. This will include new members.
11. An artist statement for each photo must accompany all entries. This needs to include how you used Light to capture your photo. It needs to be theme oriented. An example will be sent out with the final rules to members.
12. The show will be judged.

**(Continued Next page)**



## Show News (continued)

13. The show will be split into 2 categories.

### a. **Creative Category**

Criteria

- \*2 or more images combined
- \*Elements added to the photo
- \*Artificial Brush Strokes to make the photo look like a painting, charcoal drawing, etc.
- \*Obviously manipulated (such as over saturation to change the coloring, etc.)

### b. **General Category**

- \*1 image
- \*adjustments to exposure
- \* things removed (phone line, weed, etc)

The categories will be judged separately, 1 st , 2 nd , 3 rd places will be given out in each category. Patches will be the prizes for each. A Best in Show will be awarded as well, this can come from either category. If an entrant has questions on which category they should enter, they can ask someone on the committee when photos are being accepted at the show.

14. Members need to be aware that their photos may be judged not just on how great their photos are but also on how well they fit the theme of the show, presentation (crinkle in your mat or photo, scratch on your frame, cat hair in the glass), how well you manipulated your image when trying to be creative (if it's obvious that you removed an object, phone line, etc.)

The committee is working on getting the judges for the show. It will be announced when we know who they are. The judges will be provided with detail criteria for each category.

As soon as we get the dates that we can accept photos from the Gmeiner staff we will pass that date on.

Your photos can be sold during the show if you desire, be aware that the Gmeiner will get 20% of your sale so mark your photos accordingly.

Show Committee:

Diane Cobourn, David Ralph, Mia Lisa Anderson, Gary Thompson, Paul Bozzo,  
Nancy Bickham, Sharon Connolly

## **SAMPLE ARTIST STATEMENT**

I am a hobbyist photographer and my favorite subject is insects. This photo of a Damsel Fly was taking early on a bright sunny morning. The dew was still on the wings and the morning light lit up the dew drops and brought the brilliant color of the Damsel Fly to life. I was able to get a perfect angle from the light to see the color reflection in the dew drops. I used a Canon 70D with a Tamron 180mm Macro Lens with a shutter speed of 1/250, f/8, ISO 340.

Photographers name