

# The Grand Canyon Photography Club

VOLUME 18 ISSUE 10 October 2018



©Jan Keck  
“Kinzua  
Bridge”

INSIDE:  
About the Banner Photo- 5  
President's Message - 3  
Minutes/Treasurer - 6  
Mystery Macro -14  
Members' Photos - 12  
13

## “Basics of Photo Portraiture”



©Bruce Dart “Cameron”

***With portraits we create and control  
all of the elements. It opens a whole  
new world.”***

Bruce Dart

**(Continued next page)**

Longtime GCPC member Bruce Dart, a professional studio photographer for the last 40 years in Mansfield, will share some basics of lighting and posing portraits at the October 9 meeting beginning at 7 p.m. at the Gmeiner Art Center in Wellsboro.

The meeting is open to the public for interested persons.

“Creating portraits,” Dart explained, “is a step-by-step process that includes all aspects of photography....light, exposure, composition and expression - all in a package of creativity.”

“All too often we don't think to consider things like foreground and background, how the elements all come together to form a cohesive image just the same as if we were viewing a landscape,” he explained. “With a landscape or scenic, we are somewhat at the mercy of what is there. We need to be there at the right time, have the light in the right direction and all that.”

While it can be daunting all at once, and it can get complicated with multiple light sources, the whole process, taken one step at a time and building the image, makes it easy. After a while it becomes second nature, he explained, much like what we do setting up a tripod in front of a scene, checking composition, measuring the light, and making an exposure. Whether your subject is the scene in front of you or a person, the same attention to detail is important.



©Bruce Dart “Savannah”



# The Grand Canyon Photography Club www.gcphotoclub.org



**Bruce Dart, Cr. Photog., CPP**

Photographer Bruce Dart has been owner of the Photos by Dart portrait studio in Mansfield for the past 40 years, and more recently has devoted more effort to creating Landscape and Fine Art images. In 1986, the Professional Photographers of America, PPA, recognized him in as a Certified Professional Photographer, CPP, and as a Craftsman Photographer in 2003. Winner of many photo awards, he is the only five-time winner of the Northeast Pennsylvania Photographers Association's (NPPPA) Photographer of the Year award. Bruce has also been active in his community, serving on boards of numerous civic organizations. He has served on United Way, Easter Seals, Mill Cove, Inc., Hamilton-Gibson, Mansfield Chamber of Commerce, Mansfield Auxiliary Corp., and was president of the Protestant Campus Ministry Board.

In 2005, he was recognized, along with his father, by the Mansfield Chamber of Commerce as Citizen of the Year for completing the Mansfield Veterans Memorial Park.



**©Bruce Dart “MacKenzie”**



**©Bruce Dart “Young Patriot”**

**(More photos Page 4)**



## PRESIDENT'S MESSAGE

We are in the home stretch for calendar year 2018, both as time and the seasons fly by, and for the year's programs in GCPC. At least that is how that perspective feels as I get undeniably older. For the Club we have two presentations left. For our October meeting, Bruce Dart will share some of his well-earned expertise in some aspects of how to light a simple portrait photograph. The critique theme will follow John Levandoski's enjoyable program on photography in the National Parks, and living the lifestyle of a full time RV resident in Yellowstone National Park. That is, a photo of some kind of wildlife, big or small, or of a park, of any dimension, from a National Park to the village square or Asaph.

The November presentation has changed as Mia Lisa Anderson will do a presentation on intentionally putting camera movement into an image, which will coincide with her mini exhibit in Atrium, at the Gmeiner. The November theme will follow Bruce's topic, that is, some kind of portrait shot, which could even be a self portrait reflected in a mirror or the camera timer. Whoops, am I walking into the selfie trap? Never mind. It is your own individual choice. December is our annual party, with each member submitting three photos of their own choice as favorites for the year 2018.

And, forgive me for being repetitive, but we are still looking for members to volunteer to do a program during the year, the subject of your choice, from travel photos to some addressing some subject you find terrifically interesting to photograph. Theme suggestions are welcome too. We have three members already who have volunteered to do programs.

Finally, and my favorite as someone who likes outdoor photos, the calendar has technically reached Fall. I have seen one small maple tree that has changed color, not much taller than I.

We have been rained on for the last month and half like we have not seen for many years. A side benefit is that several mornings have provided us with wonderful fog. My image this month was taken about 8:00 a.m., on September 24th, the second day of fall, in a wonderful, persistent morning fog, 10 minutes from my house, reeds and cattails, with zero wind, at the main pond of Tanglewood Nature Center and Museum. I spent the rest of that foggy morning taking shots on a wonderful nearby, seasonal, dead end road, "Log Cabin Road." It was the most fun I have had in a while. I have seen other members posting some great fog shots, such as Ann Kamzelski did on Facebook just a day ago. The color will be coming soon. I am looking forward to seeing what kind of images the rest of you come up with in the coming weeks.

David Ralph




©David Ralph "Fog Pond"

## Portraits (continued)



©Bruce Dart “Game Face”



©Bruce Dart “Chloe”



©Bruce Dart “I Love My Guitar”



©Bruce Dart “Go Mounties”



The Grand Canyon Photography Club  
[www.gcphotoclub.org](http://www.gcphotoclub.org)

## About The Banner Photo

The Grand Canyon Photography Club

### 2018 Officers:

President: David Ralph

Vice President: Diane Cobourn

Treasurer: Gary Thompson

Recording Secretary: Paul Bozzo

Corresponding Secretary:  
Judith Giddings

### Directors:

2017-2018:

Bob Stoffregen, Sharon Connolly

2018-2019:

Nancy Bickham, Linda Stager

### Committee Chairpersons:

Newsletter: Bruce Dart

Membership: Gary Thompson

Exhibits: Bruce Dart

Website: Mia Lisa Anderson

Publicity: Lonny Frost

For more information, please contact:

David Ralph -

E-mail: [president@gcphotoclub.org](mailto:president@gcphotoclub.org)



©Jan Keck "Kinzua Bridge"

Jan made this image with her Canon Rebel T3i with the 18-55mm lens set at 18 mm. She exposed at 1/100, F16 on August 24 at the Kinzua Sky Bridge.

"We were there with a friend from Kansas," Jan said, "who had never seen or heard of anything like it. I snapped a few pix, walked the plank as it were, and enjoyed the day in the visitor center."

Built in 1881, the iron viaduct completed a year later was the highest railroad viaduct in the world... 301 feet high, 2,053 feet long. Rebuilt in 1900 to accommodate heavier trains, the steel doubled in weight to 6,706,000 pounds. On July 21, 2003, an F-1 tornado struck the side of the bridge. Eleven towers from the center of the bridge were torn from their concrete bases and thrown to the valley floor.

Now the observation deck, 225 feet high, has a partial glass floor with a glimpse of the valley below.



## The Grand Canyon Photography Club [www.gcphotoclub.org](http://www.gcphotoclub.org)

### September 11 Meeting of the Grand Canyon Photo Club

On the 17th anniversary of the horrendous attack on American soil by terrorists, the GCPC met in the back room of the Gmeiner. The exhibition space was filled with many wonderful quilts and we were quite cozy in the smaller space. A quick count of the attendance produced a total of 28 members and guests. President David Ralph called the meeting to order at 7:05. Nancy Bickham made a motion to accept the Minutes of the last meeting as is and Sharon Connelly seconded. Motion passed. Our Treasurer Gary Thompson was in Michigan so there was no Treasurer's Report. David asked that members email him if they had an idea for a program in 2019 – also email him with critique suggestions.

David and Bruce Dart did a dual introduction of our presenter for the evening, John Levandoski. John and his wife recently spent two seasons (May to September) in Yellowstone National Park. They worked 40 hour weeks and explored and photographed on their days off. The store did \$7,500,000 in sales one summer. The park has more than 10,000 thermal features. The slide show had various sections such as "Thermals" and "Animals." I don't think that "Snow" was one of the sections, but there were many snowy images. Besides John's informative talk laced with humor, he gifted us with many visual delights.

David was the critique leader because Ann was somewhere on the west coast. He dehazed Ann's cityscape image from a recent trip through the Panama Canal. We had a short lesson on ways to dehaze a photograph. Bruce had an imposing image of a church from ground level. Bob Stoffregen used the app Photopills to learn when the moon would be high in the sky over Friedens Lutheran Church outside of Liberty. Mia Lisa Anderson used the app Snapseed on her tablet to edit her image using control points. Snapseed is a Nik offshoot.

Respectfully Submitted,  
Paul Bozzo

**Annual Dues:** Individual: \$20.00 Family: \$35.00

#### GCPC treasurer

Gary Thompson  
285 Owen Hollow Road  
Big Flats, NY 14814

### Treasurer's Report For September 2018

Beginning Balance	<b>\$1207.34</b>
Cash IN	
Cash OUT (Bank Fee)	\$3.00
Ending Balance	<b>\$1204.34</b>

*Respectfully Submitted,  
Gary Thompson, Treasurer*

### October Meeting At A Glance

"Basics of Photo Portraiture" Bruce Dart

Theme: "Great Outdoors"

Snacks: David Ralph

Beverages: Karin Meyer



## Next Year's Members' Show

Start working on your best images now! Time might be shorter than you think. I am very pleased to announce that the GCPC will indeed have a members' show at the Gmeiner Art and Cultural Center, in approximately May 2019. This will be a continuation of a tradition and understanding with the Gmeiner for a biennial Members' show that has gone for many years. Specific details are not yet all finalized. Center Director Anna Wales Rogers had extensive conversations with the President, and she met with the Club's Board of Directors on the topic. We have made a written proposal to the Center which follows the mutual agreement made in principal during those conversations. As matters now stand, specific requirements will closely follow the standards which were used in the Club's 2017 Members' exhibition.

The proposed overriding theme of the 2019 member exhibit is "Let there be Light." We have not yet decided on whether this exhibition will be judged, nor if there will be some categories under the general theme. Framing standards will be the same as the 2017 show, which was regarded as a high level of presentation, and one of the best exhibits the Club has presented. This is the current framework. There is still discussion as to whether matte colors will be limited, or not.

- All entries **MUST** be framed in either a black or white frame, even prints on metal, canvas, or other material.
- Images may be Color or Black & White
- Entries Must be wired and ready to be hung
- Entries **MUST NOT** be have been hung at the Gmeiner before.
- Each member may submit up to 3 images. Every member who submits will have at least one photograph accepted to hang in the exhibit.
- Entry fee is \$5/image to cover expenses.
- Maximum framed image size is 28" on the longest side.
- Members must be in good standing as of the March 2019 meeting to participate.
- An added requirement is that each submitted print **MUST** have a statement of the artist's intent or vision, which will be printed and posted by each exhibited print.

The requirement of an artist's statement is new to the Club, but it has been a requirement of the Gmeiner for several other exhibitions in the recent past, and we agreed to the Gmeiner's request in that regard.

As in past years, we need a show committee to assist in receiving prints, hanging, setting details, etc. Persons interested can contact myself.

Finally, if any member has financial difficulty complying with the framing requirements, or in making or getting a large print, he or she can contact me privately for discreet assistance. We do not want anyone to be excluded because of the cost of frame or print production.

Thank you, David Ralph



## **Repetition, Repetition, Repetition** **by Ann Kamzelski (reprinted from May 2013)**

Repetitions are everywhere. I often surprise myself by how much I am drawn to repeating elements. Groups of things, especially those in a row, just seem to attract me. Whether it is a cluster of birds on a dock or a team of tractors at the fair, I want to take photographs of them.



**Text and images © Ann Kamzelski**



## Repetition (continued)

However, taking a good shot of a repeating row of something can sometimes be challenging. The whole idea of taking the shot is to show the repetition so if you take the image incorrectly; you lose the view or feeling of the repeating pattern. The train trestle bridge was taken with a wide angle lens. That image works because of the curve of the bridge which let me include lots of repetition. For most rows of repeating objects though, it is best to take the shot from an angle which will cause the objects to overlap, as with the example of the tractor tires

Often, the repetition just shows up in front of you and it is simply a matter of composing the image to include just the repetition. This was true for both the crab trap and bagpipe band photographs.



**Text and images © Ann Kamzelski**



**(continued next page)**


## Repetition (continued)

Another thing that works well is to switch to a telephoto or zoom lens, back up, and use the optics to compress the row as with the royal terns. With the zoom lens technique, you will probably not be able to get all of the row in focus because of depth of field issues (I hope you read my article about that a while back), but even having some of the row blurry at the back still tells the brain that the repetition continues.



**Text and images © Ann Kamzelski**

I also really like repetition photos where the subjects are all facing the same direction (see the fish photo). In the royal tern shot, (page 8) all the birds are facing one way except the one who is looking at the camera. I like that shot and am not bothered by the one bird facing the wrong way. However, with the two images of white pelicans, one is just a cluster of pelicans grouped together while the other is a nice row of pelicans all facing the same direction. I like the second image much better.



**Continued next page**

## Repetition (continued)

The repeating elements in this kind of photograph don't always have to be the same size (water drop shot) or go in a straight line (palm frond shot). The repetition just needs to be the main focus of the image that is taken. You can say that some of these photographs are bordering on a pattern, defined as a discernible regularity in the world or in a manmade design. But patterns can take on many more connotations other than a repetition. I'll discuss patterns at another time. In the meanwhile, go out and see how many different subjects you can find with repeating elements. Just make sure that there are three or more repeats.

**Text and images © Ann Kamzelski**





The Grand Canyon Photo Club  
[www.gcphotoclub.org](http://www.gcphotoclub.org)

## **“Nik Control Points or Urban Landscapes”**



©Paul Bozzo “McIntosh Hollow”



©Dwaine Gipe “Alley Capture”



©Bob Stoffregen “Liberty Moon”



©Jan Keck “Fallingwater”




The Grand Canyon Photography Club  
[www.gcphotoclub.org](http://www.gcphotoclub.org)



©Bruce Dart “Altoona Church”



©Linda Ralph “Anchor Glass”



©Ann Kamzelski “Panama City”



## GCPC 2018 Calendar of Events

Meetings are at 7 p.m. on the 2nd Tuesday of every month  
at the Gmeiner Art & Cultural Center unless otherwise noted.

**Mini-solo Shows at the Native Bagel,  
Central Avenue, Wellsboro:**

**October - Paul Bozzo**

**November - Sharon Connolley**

**December - Linda Stager**

**January - Diane Cobourn**

**The Warehouse Theatre: Various Members**

Paul Bozzo, Linda Stager, Medford Barton, Bernadette  
Chiarmonte Brown

**(Nik is still available for free)**

**<https://nikcollection.dxo.com/nik-collection-2012/>**

**October - "Portraits Made Simple" - Bruce Dart**

**Theme: Great Outdoors**

**November - "Intentional Camera Movement" - Mia Lisa Anderson**

**Theme: Portait**

**December - Year End Review and Party Three favorites from the  
year**

*Please contact Bruce Dart at [bdphoto@ptd.net](mailto:bdphoto@ptd.net) if you are interested in displaying your photos at  
the Native Bagel or if you have images suitable for display at the Warehouse Gallery.*

What is this? Send your  
guess to [bdphoto@ptd.net](mailto:bdphoto@ptd.net)

## Mystery Macro

**How observant are you?**



No guesses: PA  
Lumber Museum



©Jan Keck

