

The Grand Canyon Photography Club



NEWSLETTER

VOLUME 11, ISSUE 10 | OCTOBER 2011

The Science of Digital Photography

Byron Sands explains how digital cameras work

The October 11 meeting of the Grand Canyon Photography Club will feature Byron Sands, portrait photographer and former research executive with Hewlett-Packard. Byron's presentation at 7 pm at the Gmeiner Art and Cultural Center in Wellsboro will focus on how a digital camera works and how to apply that knowledge to capturing the images you desire.



An expert on the technical aspects of photographic equipment, Byron will attempt to tailor his presentation to topics of interest to club members and to explain concepts in ways that people without a technical background will be able to grasp. As time allows, topics may include digital camera basics, how digital sensors work, what "field of view crop" means and why that matters. We may discuss color spaces, white balance and color temperature and how they apply to images as well as digital image formats and what we need to know about them to preserve our images.

Byron was born in Arkansas and grew up in Africa and Europe, and he currently lives in New Milford, PA. He graduated from the University of Arizona and received graduate training at the Albuquerque



Technical Institute, University of New Mexico, and Harvard University. Byron spent over 3 decades in technology and digital imaging, working in research and development for the world's largest technology companies: Hewlett-Packard, Compaq and IBM. He led engineering teams in the early 80's that pioneered digital high speed inkjet scanner/duplicators, in the late 80's that pioneered laser printers, in the early 90's that pioneered low power, high speed modems and cell phone connectivity in laptop computers, and in the latter 90's that brought digital multimedia into the personal computer. Byron holds patents in the area of digital communications. He retired from Hewlett-Packard as a Distinguished Technologist in 2008.



Images ©Byron Sands

A Certified Professional Photographer, Byron is a member of Professional Photographers of America, Senior Portrait Artists, and the National Association of Photoshop Professionals as well as several state and local associations of professional photographers.

Visit Byron's website at <http://endlessmountainsstudios.com>

GCPC President's Message.....	2	It's Twilight Time.....	4	Mystery Macro.....	8
September 13 Minutes	3	Golden	5	Photo-related Classifieds.....	8
Note About the Cover Photo.....	3	Member Exhibit Winning Photos	6	October 11 Meeting At a Glance.....	9
Treasurer's Report for September 2011	3	GCPC Calendar of Events	8	Check Out These Web Sites.....	9



GCPC President's Message

2011 Officers:

President: Suzan Richar

Vice President: Lee Hoar

Treasurer: Gary Thompson

Recording Secretary: Sharon Connolly

Corresponding Secretary:
Judith Giddings

Directors:

2010-2011: Robert Bair & David Ralph

2011-2012: Chelsea Wagner &
Mia Lisa Anderson

Committee Chairpersons:

Newsletter: Judith Giddings

Programs: Suzan Richar

Membership: Gary Thompson

Exhibits: Bruce Dart

Shows: Mia Lisa Anderson, David Ralph,
Chelsea Wagner, Robert Bair,
Ann Kamzelski

Publicity: Nancy Bickham

For more information, please contact:
Suzan Richar
Phone: 814-435-8128
E-mail: president@gcphotoclub.org

This month we have an outside speaker for our program. I hope you will all take this opportunity to hear Byron Sands.

At this month's meeting we need to name a nominating committee for officers for next year. We really have to start early so the new President can start lining up programs for next year. January comes around before you know it. Everyone should think about being on the committee or volunteering for an office.

This year marks the 150th anniversary of the beginning of the Civil War. I just read an article about photographing historical events such as Civil War reenactments.

Here are a few tips on photographing historical events (from iPrints.com):-

1. Show the big picture: Scale is important. Stand at a distance or on a hill to photograph the full panorama of the reenacted battle.

2. Portraits add color and realism: Many of the reenactors look like they've been transported through time. It's easy to capture their character, which comes through beautifully on photographs.

3. Illustrate the tedium: Civil War soldiers spent days, weeks or even months on long marches and campaigns. Young boys served on both sides.


Now all we have to do is go on a trip to get these shots. Maybe we should get a group and go to Gettysburg. Anyone want to set it up?

I'm going to Hawaii where I'll be visiting the USS Arizona Memorial at Pearl Harbor. My cousin is entombed there.

Always remember all our troops past and present.

Suzan Richar
President

*"An open, aware heart is
your camera."
~Ansel Adams*



©Karin Meyer



Minutes of September 13, 2011

Vice President Lee Hoar called the meeting to order.

Guests introduced themselves to the club.

The minutes and the treasurer's report were approved as they appeared in the newsletter.

Lee announced the winners of the August show.

Lee asked for volunteers for setup for the October and the December meetings.

Lee thanked Mia Lisa Anderson for creating the new club logo. The logo design was approved by the officers of the club.

Bruce Dart spoke about the display at the Warehouse Theater. There will be a need for images in November. Fall and winter images would be acceptable. Bruce also spoke about the upcoming meeting in October, Byron Sands and his topic "The Science of Digital Photography".

Mia spoke briefly about the insect shoot. The weather was not very good for the outing, however, fun was had by all who attended. The weather was too warm and breezy.

Mia also reminded every one to submit their images for the website.

Chelsea Wagner spoke about the set-up for the show and wanted to extend extra thanks to Suzan Richar for all the work she put in to bringing the show off without a hitch.

Lee introduced the night's speaker, Sharon Connolly and her program, Member's Choice.

Respectfully Submitted,

Sharon Connolly
Secretary

A Note About the Cover Photo:

Dwaine Gipe took this photo of a night-blooming Cereus. According to Dwaine, "From cutting to bloom is a minimum of five years. From the point of bud discovery it is about 15 days to the fully open white bloom. The bud opens revealing the beautiful bloom at about 10 PM. By 10 AM the following morning the bloom will have wilted."

Treasurer's Report for September 2011

Beginning Balance	\$2753.33
Cash IN	-0-
Cash OUT	-0-
Ending Balance	\$2753.33

Respectfully Submitted,
Gary Thompson, Treasurer



Grand Canyon PHOTOGRAPHY CLUB

Thanks to Mia Lisa Anderson for designing our beautiful new logo. It will be used to identify our gallery displays at the Native Bagel and the Warehouse Theatre and for other official business of the club.




It's Twilight Time



Back in 1958 the Platters sang, "Heavenly shades of night are falling, it's twilight time". Were they ever right! Once the sun has set don't pack up your gear and head home. With a tripod and long exposures, you can get images with spectacular color. Sometimes the color is reflected off of high clouds or it can just be wonderful colors in the clear sky. This is also true of the morning prior to sunrise. The times of about 30 minutes before sunrise and 30 minutes after sunset are called civil twilights.

The times of about 30 minutes before sunrise and 30 minutes after sunset are called civil twilights.



Often, the color is much better at twilight than it is at actual sunrise or set. Colors can range from purple to gold and even rainbow colors. Images taken of water work really nicely since you get reflections of the color too.

You will need a tripod to take good photographs at these twilight times since your exposures may be several seconds to minutes long. Don't push the ISO too high, 400 or less is best, since you will get grainy shots.



Ann-ecdotes

Ann Kamzelski presents techniques and creative ideas for getting great photos.

You will also want to have an object such as a tree or building in the shot to add interest. This object will show up as a silhouette because you should take your exposure reading on the sky just above the horizon.

There are several websites that will give you the civil twilight times for the area that you are in. One of the easiest to use is <http://www.sunrisesunset.com/USA/>. You simply pick the state, then the city, followed by the month that you are interested in. You have lots of options for what is shown. I usually select civil twilight, moon phases and moon rise/set times. The data for the entire month will be generated. You can also choose Canada or another country. If I am going on a trip, I will print out the information for the area where I am going and take it along.



Another interesting website is photoephemeris.com. This is a free downloadable program that will not only give you the time of sunrise/set, civil twilight and moon rise/set, but will also show you exactly at what direction these events will happen on a specific day. This can be very useful information if you have a precise location that you want to photograph, such as a lighthouse.

Photos and text © Ann Kamzelski



"Golden"



©Ann Kamzelski



©Daniel Schmitt



©Paul Bozzo



©David Ralph



©Linda Sichel



©Lee Hoar



©Suzan Richar



©Chandra Isreal



©Lonny Frost




Kaleidoscope: 2011 GCPC Member Exhibit

Awards Chosen by the Public



Abstract: 1st-Ken Meyer, "Summertime"



Abstract : 2nd-Tina Tolins, "Lily Swirl"




Still Life: 1st-Sarah Wagaman, "Hoary Barbwire"



Still Life: 2nd-Max Johnson, "I Give You My Heart"




Landscape: 1st-Bob Bair, Jr, "English Cotswolds"



Landscape: 2nd-Linda Sichel, "Early Saturday Morning"



Animals: 1st-Ann Kamzelski, "I Only Have Eyes For You"



Animals: 2nd-Cheslea Wagner, "The Bear"



People: 1st-Lonny Frost, "Friends"




People: 2nd-Gary Thompson, "Amish Brothers"



Best Of Show: Chelsea Wagner, "Dessert"

**Congratulations
to
the
Winners!**



GCPC Calendar of Events

Mini-solo Shows at the Native Bagel, Central Avenue, Wellsboro: October, Lillian Van Campen; November, Bruce Dart

The Warehouse Theatre: Photos from the Member Show. *Thanks to all who contributed.*

October 11, 2011: (7 p.m., 2nd Tuesday) Monthly meeting of Grand Canyon Photo Club, Gmeiner Center: Byron Sands, *The Science of Digital Photography*. Theme: *Crisp*; Guest cri-


tique, David Ralph

November 8, 2011: (7 p.m., 2nd Tuesday) Monthly meeting of Grand Canyon Photo Club, Gmeiner Center: Wolfram Jobst, *Oman - Now and Then*. Theme: *Snowy*; Guest critique, Ken Meyer

December 13, 2011: (7 p.m., 2nd Tuesday) Monthly meeting of Grand Canyon Photo Club, Gmeiner Center: *Annual Holiday Party*. Theme: *Favorite shots*

Please contact Bruce Dart at bdphoto@ptd.net if you are interested in displaying your photos at the Native Bagel or if you have Fall or Winter images suitable for display at the Warehouse Gallery in November.

Mystery Macro



Check out this month's Mystery Macro and send your guess to wgiddings@epix.net

©Ann Kamzelski



No one correctly guessed last month's mystery, corn silk, contributed by Ann Kamzelski

New!!

Photo-related Classifieds: Do you have photo equipment or materials that you would like to buy, sell, swap, or give away? Send your ad to wgiddings@epix.net. Newsletter deadline is two weeks before each meeting.

For Sale: Manfrotto tripod with a 3030 head. Max. height is about 60," min. 18". The 3 legs adjust independently of each other and adjust via screw levers, not flip ones. It's a little heavy but very sturdy. Mia put it in creeks, etc., and never worried it would tip over. Asking \$30. Contact Mia Anderson at MiaLisa57@epix.net.

For Sale: Quantary camera bag, about 9 x 15 x 7". It has 3 outside compartments and one main one with 2 adjustable dividers. It has one strap for over the shoulder. Asking \$12. Contact Mia Anderson at MiaLisa57@epix.net.



©Jan Keck



122 Whitetail Circle
Wellsboro, PA 16901



©Sharon Connolly

October 11 Meeting At a Glance

Byron Sands: *Science of Digital Photography*

Guest Critique by David Ralph
Theme: *Crisp*

Refreshments this month: Chelsea Wagner

Beverages: Susan Sweet

Setup: Daniel Schmitt

Check Out These Sites

Bryan Peterson's YouTube Channel

Bryan Peterson is the author of several books including the classic *Understanding Exposure* and he's the head instructor and founder of the "Picture Perfect School of Photography." His YouTube channel contains 25 videos with tips and ideas.

<http://www.youtube.com/user/ppsop2009>

If his videos whet your appetite for more, go to Peterson's Picture Perfect School of Photography and sign up for free video tips. They're fun and informative.

<http://videos.ppsop.com/index.html>

10 Free E-books for Digital Photography

A collection of free downloadable e-books covering the basics of digital photography, lighting setups, food photography, nature photography and more. The webpage is cluttered, but the ebooks are free, so the "price is right."

<http://www.thepphotoargus.com/resources/10-free-ebooks-for-digital-photography/>



©Ken Meyer